

**EASY 3000/
EASY 4000
USER INTERNET**

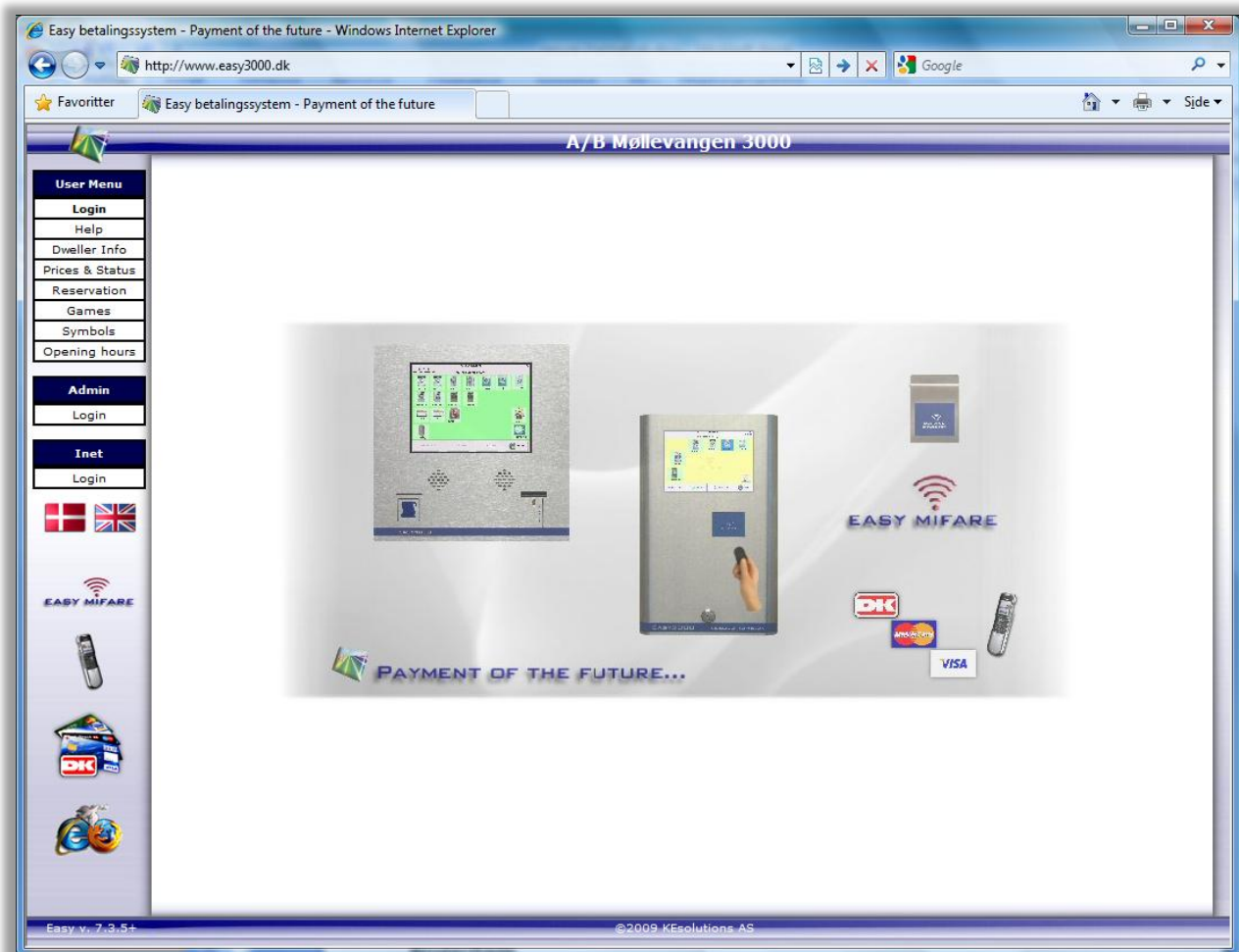
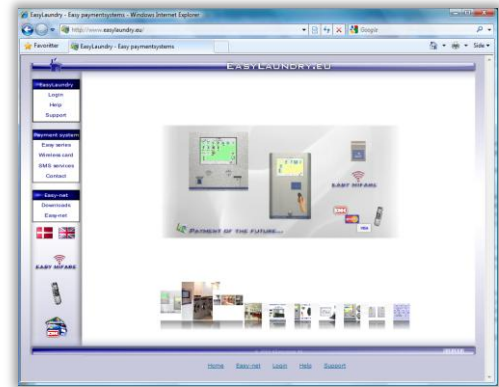


4. User interface on the Internet

- **Easylaundry.eu**

Visit www.easylaundry.eu, click Login and enter the Housing society name and place no. and you are being redirected to the Laundries Internet interface.

- This can also be performed on some mobile phones.



User interface

Menus, which is located on the left side of the screen is divided into three categories: one for users, one for the daily administration and one for the office property that is extract the data.

All viewing is to the right of the menus. It is possible to view the page in Danish and English.

If there are users who have installed "Popup Blocking" on their PC, you should probably give the right to use the "Popup windows". This is used in particular in the booking calendar.

The system saves the IP address and time for all who log into the Internet pages.

- **Compatibility requirements**


Users' Internet browser must support ASP, but it makes all browsers today.

MS IE7.0 or later is recommended and with a screen resolution of 1024x800.

User menu

User Menu
Help
Dweller Info
My Account
My Purchases
Transfer Amount
Prices & Status
Reservation
Games
Symbols
Opening hours
Logoff

User login



Enter username and password

Username

Password

You need to change the Password before you can use the system !!

Welcome to the Easy payment system
This is the first time you log on the system, you need to change the password

Old password: 1234

New password:

• Login

You need to fill out username and password to login.

Normally the username is printed the users laundry card / tag and the password is default 1234.

This login is created automatically the day after the first purchase is made.

Note! If you load your card / tag in the payment system and click on the button "My Account" on the screen then your Internet login will be created instant.

When users log on with 1234, the password needs to be changed.

Login is only needed to see »My Account«, »My purchases«, »My transfers (cash) and »Reservation«.

The administration can always look up and find a user's password and users can look up the login by clicking on "My account" in the laundry when the card / tag is loaded.

• Help

Users can get help to make reservations and explaining for the user menu.

• Dweller Info

You can read information from the property master e.g. guidelines or events.




• My Account

You can read card ID., password, E-mail and mobile no. can be changed.

E-mail address is only in use at credit card based systems (not outside Denmark).

Mobile no. is for the SMS system (not outside Denmark).

My Account

	My Card/Tag ID	
	Flat no. (User no.)	60001
	Dweller no.	255
	Card no.	1
	My login	
	Username	60001
	Password	1245 Edit
	E-mail and SMS service	Fill out
	My E-mail	info@vasketid.dk
	My mobile tel. no.	30112854
	SMS at reservation	<input checked="" type="radio"/> Yes <input type="radio"/> No
	SMS at ended wash	<input checked="" type="radio"/> Yes <input type="radio"/> No
<input type="button" value="Update account"/>		

• My Purchases

Users can read their purchases within a selected period using the calendar buttons.

Purchase date, purchased machinery, and the price displayed in a table.

Click 'Calculate consumption', a window pops and displays the total consumption for the selected period.

At cash systems the current balance I showed at the top of the page.

My Purchases

From Date Prev. month This month Next month

To Date Prev. month This month Next month

Purchase time	Machine	Price
08-09-2009 09:07:24	WASH 1	2,00 Kr.
08-09-2009 09:08:23	WASH 1	2,00 Kr.
08-09-2009 09:09:24	DRYER 1	1,00 Kr.
08-09-2009 09:12:40	DRYER 1	3,00 Kr.
08-09-2009 13:05:55	WASH 1	2,00 Kr.

Your calculated consumption

A/B Møllevangen 3000

Flat no. (User no.): 60001
 Dweller no.: 255
 From date: 8/9-2009
 To date: 8/9-2009

Consumption 10,00 Kr.

• My Transfers (cash systems only)

This lists all pending and completed transfers.

A pending transfer is automatically transferred the next time the user loads his chip card / tag.

Type Admin is a transfer made by the administrator or property master / caretaker.

Type DK is a transfer user has made through a payment with credit card e.g. Dankort, Visa card, Master card etc.

Pending Transfers

Date	User no.	Amount DKK	Trans. ID	Type
08-09-2009 13:50:00	60001	100 kr.	10092009	Admin

Completed Transfers

Date	User nr.	Amount DKK	Trans. ID	Type
08-09-2009 13:48:00	60001	150 kr.	08092009	Admin

• Reservation /Booking

After login you can make reservations just by clicking on »BOOK« at the wanted group and time.

The booking page is built the same way as in the terminal with the same booking group names.

By the calendar buttons you can select another day and month.

When a booking is selected, it must be approved by clicking on the 'Order'. Then change the text order to the user's Flat no. Be aware that max. Number of reservations can be configured to e.g. max. 2.

A booked reservation can be erased again by click on »Delete« that appears at reserved time.

You can also search on the next available 15 free times e.g. after 3:00pm.

Welcome to reservation

Date This month Next month

Search for the Next 15 unoccupied times

Start time	WASH 1	WASH 2
07:00	--	--
09:00	--	--
11:00	--	--
13:00	--	--
15:00	Book	Book
17:00	60001 Delete	Book
19:00	Book	Book

Vælg dato - Windows In...

Choose date

SEPTEMBER 2009

Mon	Tue	Wed	Thr	Fri	Sat	Sun
-	-	-	-	-	-	-
-	8	9	10	11	12	13
14	15	16	17	18	19	20
21	22	23	24	25	26	27
28	29	30	-	-	-	-

Confirm the Reservation

Date	08/09-2009
Start time	17:00
Group	WASH 1

- **Prices and status**

- The machine status from the Laundry can be read in “real time”.
- **Machine:** The name is the same as at the screen in the Laundry
- **Price:** You can see the price for the specific machine
- **Status** have 4 options - Ready, Busy, Reserved and Closed
- **Remaining** is the time there is left on a busy machine. Be aware of some inaccuracy on washing machines.
- **Start time** is the time a busy machine has been started.

Prices and Status

Machine	Price	Status	Remaining	Start time
WASH 1	2,00 kr.	Reserved	-	
WASH 2	1,00 kr.	Ready	-	
WASH 3	1,00 kr.	Busy	Ca. 44 min.	Kl. 14:14
DRYER 1	1,00 kr.	Busy	0 min.	Kl. 14:14
DRYER 2	1,00 kr.	Ready	-	
DRYER 3	1,00 kr.	Ready	-	

- **Opening hours**

Opening hours for all days in the week can be seen.

Opening hours

A/B Møllevangen 3000	Opening	Closing
Monday	07:00	21:00
Tuesday	07:00	21:00
Wednesday	07:00	21:00
Thursday	07:00	21:00
Friday	07:00	21:00
Saturday	07:00	21:00
Sunday	07:00	21:00
Holidays	07:00	21:00

- **Games**

Several Easy online games are available.

- **Symbols**

Explaining for all washing symbols there can be found in the Laundry and clothes.

- **Log off**

For increasing the security remember to log off after use.

• **Transfer amount** (cash systems with credit card options)

Users can transfer amount to their chip card/tag by a credit card e.g. Visa card.

- Different cards are available.

You will be guided through the transfer. It's just like an ordinary Internet shopping.

- Click on »Transfer amount« in the user menu

In the top you can see which cards there are supported.

First time you make a transfer, you need to fill out an E-mail address. The system will remember it to the next time.

- Click »Continue«

The amount be added, transferred from your credit card to your customer account immediately and can be used in A/B Møllevangen 3000

Select or fill out the amount you want to transfer to the chip card

- Click »Check out«

Note: The following payment page will be on Danish

The amount be added, transferred from your credit card to your customer account immediately and can be used in A/B Møllevangen 3000

PayPal will be handling the creditcard transactions
You can use Visa and Master card.

Fill out Card no., expiry date and control no. or if you have a PayPal account, just fillout you E-mail and PayPal password.

- Click »OK« and approve the transfer.

After a few seconds the payment is approved.

- Your receipt is showing.
The receipt has also been send to your E-mails address.

The tranfered amount can now be seen in »My Transfers«

Note!

With PayPal you can make the transfer without the user needs a PayPal account, but if the user have one it is a little bit faster to make the transfer because you can store the card ID in the PayPal account. (A lot of young people have a PayPal account)

You should also be able to transfer money from you own bank account to the PayPal account and then use that amount in this system instead of the credit card - there are some possibilities.

